



## Tyler Kistner positioned to win in Minnesota's 2<sup>nd</sup>

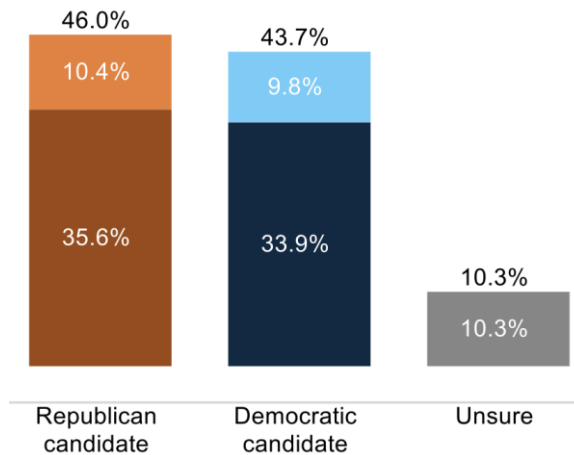
DATE: May 17, 2022  
TO: Kistner for Congress  
FROM: Brock McCleary  
RE: Minnesota CD-2 Poll Findings

Our latest polling data shows that the political environment in the district is trending strongly for Republicans, President Biden is deeply unpopular, and Republican challenger Tyler Kistner is well positioned to defeat Democratic incumbent Angie Craig.

### Republicans lead on the generic ballot for Congress

- The all-important **Independent voters** want to vote for a **Republican by a 45-36% margin**.
- Voters who are **undecided** between Kistner and Craig want to vote for a **Republican 41-18%**.

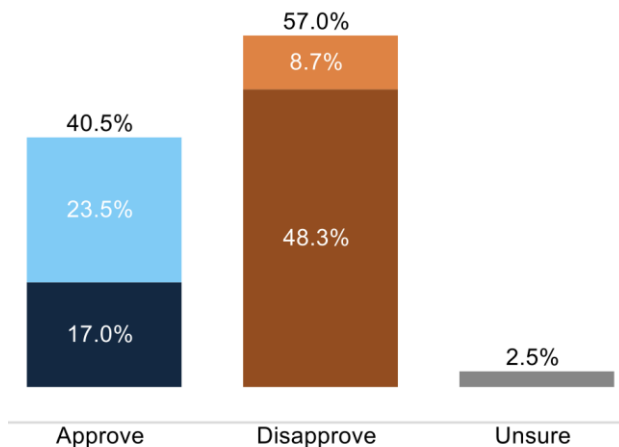
### Generic Congressional Ballot



### Terrible numbers for Biden

- Spelling mid-term doom for Rep. Craig, **Independent (32% approve/64% disapprove)** and **Undecided (20% approve/71% disapprove)** voters vehemently disapprove of President Biden.
- Even their base is unenthusiastic, only 37% of DFL/Democratic voters “strongly approve” of Biden’s job performance.

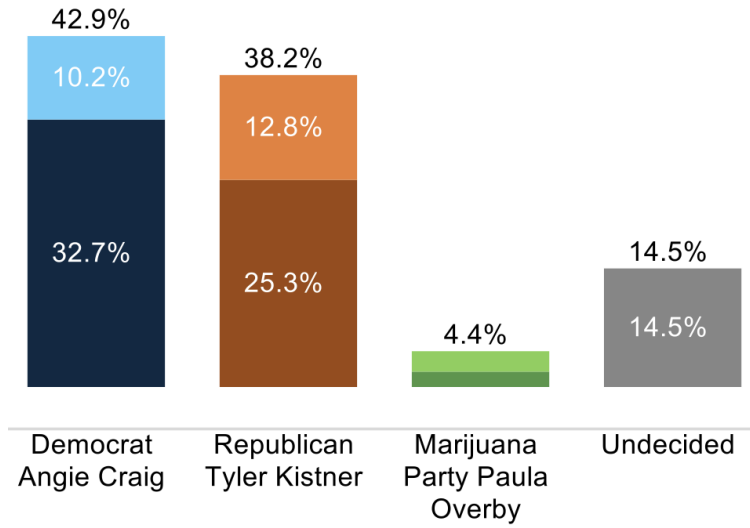
### Biden Job Approval



**At 43%, Rep. Craig has hit a ceiling**

- With near-universal name ID and a highly polarized image, the data shows little capacity for Rep. Craig to exceed the already-weak 43% she receives on the ballot test against Tyler Kistner, who has 48% less name ID than the incumbent.
- **Undecided voters** know and **reject Rep. Craig (24% favorable/37% unfavorable)**.
- Among voters who rate their interest in the election as a 7-out-of-7, **Kistner leads by 1%**.
- **Kistner already holds comfortable leads in lower Dakota County and Scott/Rice/Le Sueur counties.**

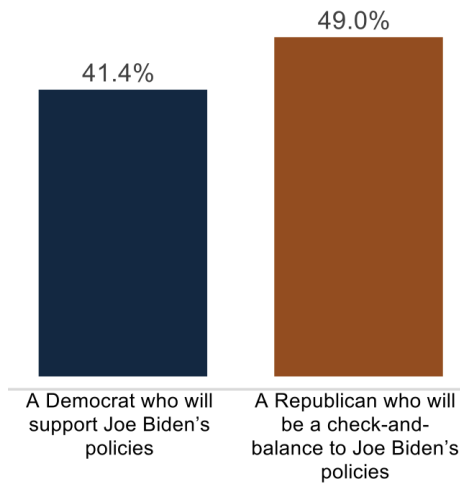
**Congressional Ballot Test**



**MN-2 will be voting for a GOP check on Biden**

- By a whopping **22%**, **Independent voters** want to vote for a **Republican check-and-balance on President Biden** over a Democratic ally of Biden, as Craig has reliably been.
- As do **undecided voters** who plan to vote for a **GOP check on Biden by 44%**.

**Congressional Ballot Test**



**METHODOLOGY:** The survey was conducted among 450 likely general election voters in Minnesota CD-2 on May 14-15, 2022 and has a margin of error of ±4.58%. Known registered voters were interviewed via live phone calls, SMS-to-web and email-to-web. The survey sample was weighted to reflect a representative sample of the likely 2022 general electorate in Minnesota CD-2.

